



WISCONSIN

FPHS cost and capacity assessment

A SOCIAL IMPACT COMPANY

»redegroup

.....

bringing clarity, visibility, and equity
to complex public health challenges

introductions



Name



County or City



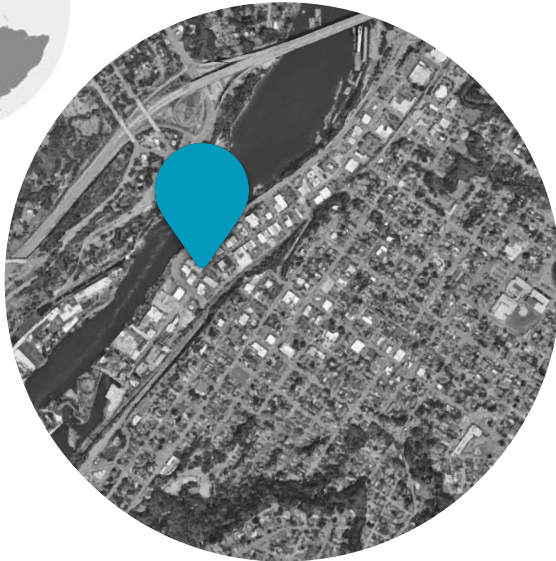
How long you've been there?



Best or most famous summer attraction in your county/city

where we are

»redegrou**p**
A SOCIAL IMPACT COMPANY



Our office is located in Oregon City, Oregon. We also have staff in Texas, Colorado, and Tarragona.

project team



COORDINATION LEAD

Audra Baca



PROJECT LEAD

Jill Hutson



DATA DESIGN LEAD

Beck Wright



DATA COLLECTION MANAGER

Alex Muvua



DESIGN LEAD

Erin Charpentier

Wisconsin Public Health Infrastructure (PHI) Grant

Three systemwide assessments will inform gaps and pathways toward creating a modern public health systems in Wisconsin.

Aim: By 2027, our statewide governmental public health system to be equipped with the financial and human resources needed to provide all Foundational Capabilities.

01

FPHS COST AND
CAPACITY
ASSESSMENT

02

Workforce
Assessment

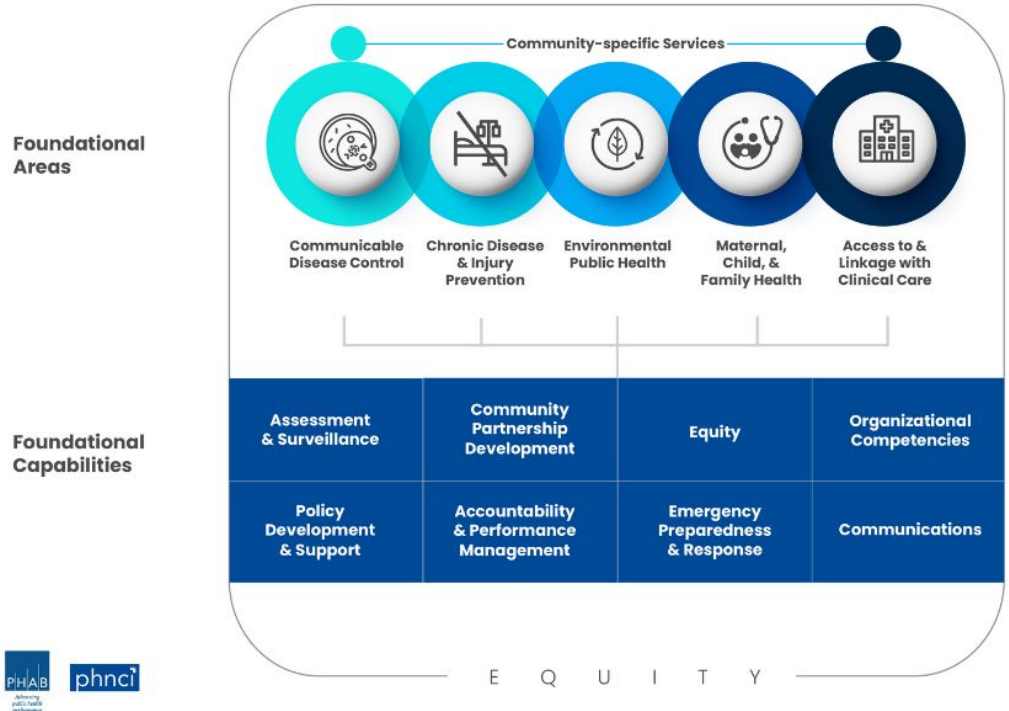
03

Public Health
Impact Assessment

What are the Foundational Public Health Services?

The foundational responsibilities of governmental public health defined by a minimum set of **capabilities** and **areas** that must be available in every community in order to provide fair opportunities for all to be healthy

When/How did you first learn about the FPHS?



What is the FPHS FCC Assessment?

The Assessment is an Excel-based tool used to understand current costs, expertise, and capacity that Wisconsin can then use to:

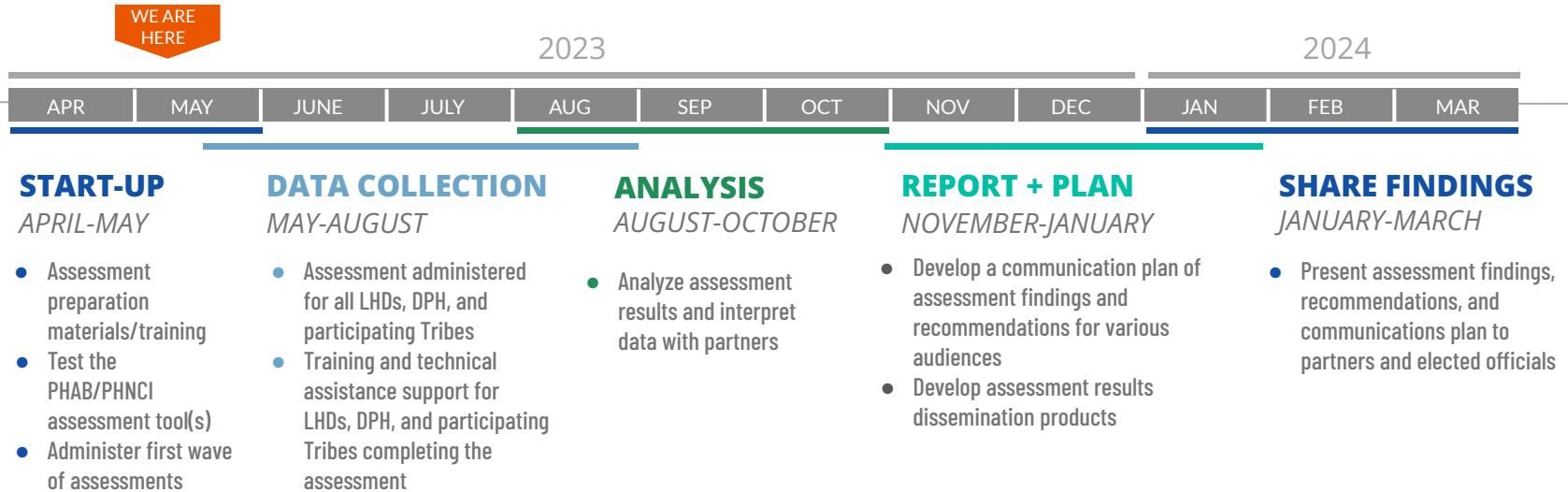
- Assess systemwide spending and capacity towards the FPHS
- Determine the needed investments to fully implement the FPHS to strengthen the programs necessary to meet the needs of your jurisdiction
- Identify the resources to transform governmental public health systems and then organize partnerships and advocate legislation for those resources

What the assessment isn't...

What made you volunteer to be in the first wave of the assessment?

FPHS Cost and Capacity Assessment

Timeline



FPHS COST /
CAPACITY
ASSESSMENT

Workforce
Assessment

Public Health
Impact
Assessment

Training and Technical Assistance



Technical assistance will be available from Rede



Point person: **Audra Baca**
audra.baca@redegroup.co



The Wisconsin FPHS Cost and Capacity Assessment **Collaboration Space** will house information about the assessment process.



We want your input about training and technical assistance

<https://redegroup.co/wi-fphs>



This week, you will be getting a packet:

1. Instructional (User) Guide
2. Operational Definitions Manual
3. Assessment tool

**Early suggestions,
concerns, or questions
regarding TA?**

Recap



1:1 meetings start next week

No need for preparation

Can work in the Assessment if you want

You'll receive a packet containing the User Guide, Operational Definitions, and the Assessment tool

Review the packet documents to plan how you will complete the assessment with your team

Try for 70% complete by end of June

Audra Baca is your point person - audra.baca@redegroup.co



Thank you.